

Government of India
Ministry of Rural Development
Department of Rural Development

Krishi Bhawan, New Delhi.

Dated: 09th September, 2019

To

1. The Additional Chief Secretary/ Principal Secretary/
Secretary/Commissioner (In-charge of MGNREGA)
Department of Rural Development,
All States/UTs
2. Directors (Social Audit), MGNREGA,
All States/UTs

Subject: Schedule of Mid Term Review of implementation of MGNREGS in the States for FY 2019-20-reg-

Sir/Madam,

I am directed to intimate that a Mid Term Review on the status of implementation of MGNREGS in the States/UTs has been scheduled to begin from 17th September onwards. Review of one State/UT will be conducted each day from 11.00 A.M. onwards as per the schedule attached (Annexure-II). This Mid Term Review is being held to assist the States improve their performance during the mid year and assess their eligibility for the 2nd tranche of funds for FY 2019-20.

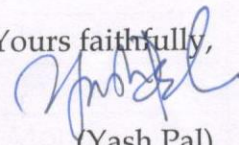
2. The detailed agenda for the meeting is attached at Annexure-I and some of the salient points consist of the following:

- Issues listed out in Labour Budget minutes of FY 2019-20
- Compliance of new requirements under chapter 7 of the AMC.
- Timely payment of wages will be an important agenda for review in the light of Supreme Court Judgment dated 18.05.2018.
- GIS based planning
- Social Audit

3. It is requested to make it convenient to attend the Mid Term Review meeting as per the schedule enclosed at Annexure-II, The relevant information as per enclosed format at Annexure-I and any other information that the States would like to share with/bring to the notice of the programme division, MGNREGS, should be emailed at yash.pal.dopt@nic.in two days before the scheduled date of review.

Encl: As above

Yours faithfully,



(Yash Pal)

Deputy Secretary (MGNREGA)


Tel. No.23070129

Copy to:

1. The Commissioner/Director, MGNREGA, all the States/UTs for information and necessary action.
2. Director/DS/US/AC/AD of MGNREGA Division, MoRD.
3. PPS to Secretary (RD)
4. PPSs to AS (RD) / JS(RE)
5. SO (General) will request to provide logistics for convening of the meeting as per the enclosed schedule.

Mid Term Review- Progress Presentation

<State NAME>
(FY 2019-20)



State Profile

➤ Geographical

➤ Economical

➤ Administrative

Coverage

Indicators	Values
No. of Districts	
No. of Blocks	
No. of GPs	
Registered HHs/ Workers	
Job Cards issued	
Workers	
Active Job Cards [% of total jobcards]	
Active Workers [% of total worker]	

Note if any: [related to job card verification/ deletion of any other thing State/ UT want to mention]

1. MGNREGA Performance

1.A. Physical Performance

Indicator	FY2017-18	FY2018-19	FY2019-20 so far
Total Labour Budget (PDs in lakh)			
Estimated LBtill Jan (PDs in Lakh)			
Persondays Generated till Jan			
%age against proportionate LB(till Jan)			
Total Persondays generated so far			
%age against total LB(PDs in Lakh)			
HHs provided Employment (in Lakhs)			
Individual worked so far (in Lakhs)			
Average days of employment per HH so far			
%age of women persondays			
HHs completed 100 days of employment so far			
HHs completed more than 100 days of employment so far*			

* In case of Drought notified State (Addl. 50 days) and in case of FRA Beneficiaries

1.A.a. District-wise Physical Performance

Districts	LB (PDs) till Aug, 2019	PD generated till Aug, 2019	%	PD generated till Aug, 2018	% change from Aug, 2018

1.A.b. GPs with NIL PDs and Expenditure

	FY 2015-16	FY 16-17	FY 17-18	FY 18-19	FY 19-20 so for
GPs with nil persondays					
GPs with nil expenditure					

1.B. Financial Performance

Financial Progress	FY18-19	FY19-20 so far
Central release (Rs. in Cr.)		
Matching State share		
Total Availability (Rs. in Cr.)		
Advance States share/ Revolving fund if any		
Total Expenditure [Rs. in Cr]		
Wages expenditure [Rs. in Cr]		
Material(%)		
Admin Exp(%)		
Notified MGNREG wage rate(Rs.)		
Average Wage rate per day per person (Rs.)		
Average Cost Per Day Per Person (Rs.)		
%Total Exp through e-payment		
%payments generated within 8 days		

NOTE:

1. please mention reasons for delay in payment of wages
2. Reasons for payment of Material and Admin Exp. More than statutory limits if any

1.C. Aspirational Districts

State- Person Days generated___ lakh PD (Percentage)

S. No. (1)	Aspirational Districts (2)	Labour Budget (3)	Person Days generated (4)	Percentage of achievement (5)	Shortfall wrt State PD generated (%) (6)	Reason in case of shortfall (7)

1.D. Status of Works

		FY 18-19	FY 19-20 so far
Total Works taken-up			
Works Completed			
%age works completed			
% expenditure on NRM in MWC blocks works [Block below 65% against total MWC Blocks]		_____[]	_____[]
% expenditure on NRM works [no. of districts below 65%]		_____[]	_____[]
% expenditure on agriculture and allied activities [no. of districts below 60%]		_____[]	_____[]
% of Category B Works taken-up	PMAY-G		
	Others		

NOTE: Reasons for less expenditure on agriculture & allied works if <60%

2. Works

2.A. Top 10 Incomplete Works

S. No.	Top 10 incomplete Works (highest number to lowest)	Number of Incomplete Works since inception till date (FY 2019-20)	Number where expenditure > 75%	Number targeted for completion by 31.01.2020	Number targeted for completion by 31.03.2020

Works- Farm pond, check dam, PMAY-G house, AWC, CC road, etc.

2.B. Targeted Completion of Incomplete Works

from 1.10.2019 onwards

S. N o.	Types of Works	Number of Incomplete works as on date	Number of works to be Completed by 31.01.2020	Number of works to be Completed by 31.03.2020
1	Water Conservation and Harvesting			
2	Plantation works			
3	AWC			
4	Individual Works (excluding PMAY-G)			
5	PMAY-G works			
6	Renovation of Traditional Water bodies			
7	Upgradation of Rural Haats			

2.C. Expenditure wise Status of Incomplete Works

A) Total works where expenditure is more than 100% till 31.03.2019 (R6.19)

Sl. No	Type of work	Total number of incomplete works	Reason	Action Proposed
1				
2				
3				

B) Status of works with zero to five percent (0%-5%) expenditure till 31.03.2018 (R6.19)

Sl. No	Type of work	Total number of incomplete works	Reason	Action Proposed
1				
2				

2.C. Expenditure wise Status of Incomplete Works

C) Works where Zero Expenditure incurred Since Inception till 31.03.2018 (R6.19)

Sl. No	Type of work	Total number of incomplete works	Reason	Action Proposed
1				
2				
3				

2.C. Expenditure wise Status of Incomplete Works

D) Incomplete Works with only Material Expenditure till 31.03.2019 (R6.19)

Sl. No	Type of work	Total number of incomplete works	Reason	Action Proposed
1				
2				
3				

2.D. Mission Water Conservation (MWC) Blocks

Total Number of Blocks (1)	Number of MWC Blocks (2)	Number of MWC Blocks less than 65% NRM expenditure (3)	%age of NRM works out of total works taken up in MWC Blocks (4)	Total Expenditure in MWC Blocks [In. Lakhs] (5)	%age of expenditure on NRM works out of total Expenditure (6)

3. Priority Areas

3.A. GIS Based Planning

1. Status of GIS based plans of 2 GPs/Block

Target (GPs identified for GIS Plan)	No. of GPs with GIS based Plans uploaded in NREGASoft (%age of Total GPs)
	-- (--%)

2. Total Works identified in GPs as per GIS Plan

No. of Planned Works	Total Estimated Cost

3. Year-wise estimated cost and count of Works as per GIS Plan

FY 2019-20		FY 2020-21		FY 2021-22	
Number of works	Est. Cost	Number of works	Est. Cost	Number of works	Est. Cost

3.A. GIS Based Planning

4a. Expenditure Analysis- State

Avg. Expr of last 3 yr/ GP	Per HH Expr Avg Expr of Last 3 yr

4b. Expenditure Analysis- GIS GPs

Avg. Expr of last 3 yr/ GP (GIS GP)	Avg. Expr for a GIS plan phase in 3 year/ GP (GIS GP)	Per HH Expr (GIS GP)	
		Avg Expr of Last 3 yr	Avg. estimated Expr as per GIS plan

5. Category Wise Est. Cost of Works as per GIS Plan

Total No. of HHs	No. of beneficiaries eligible for IBS	Proposed Individual Works			Proposed Community Works	
		Count	Expenditure	Exp/HH	Count	Expenditure

3.A. GIS Based Planning

Plans of any two GPs from the State

These 2 GPs should be of different topographies having maximum Estimated Cost as per GIS Plan

- (i) **Study Area (Map):** A map showing location of the GP in the Block, District and State
- (ii) **GP Profile:** It will indicate the current status of the GP highlighting population, average expenditure under MGNREGS of last 3 years, major issues of the villages etc. It should also include pictures from the GPs.
- (iii) **Total Works Identified as per GIS Plan**

Average Expenditure of GIS GP in last 3 Years	Average Estimate of GIS GP Plan (3 years)

Total No. of HHs	No. of beneficiaries eligible for IBS	Proposed Individual Works			Proposed Community Works	
		No. of works	Estimate Expenditure	Exp/HH	No. of works	Estimate Expenditure

- (iv) **GIS based Plan(Map):** The GIS based plan in the form of a Map with identified locations(Latitude/Longitude) of the works overlaid on the satellite imagery/ a base map / Bhuvan Map/ GP Boundary etc.

3.B. Timely Payment

- ◆ **State to issue Notification/Advisory/Order-in-line with SOP on timely payment of wages dated 30.05.2017- done ?**

YES/NO

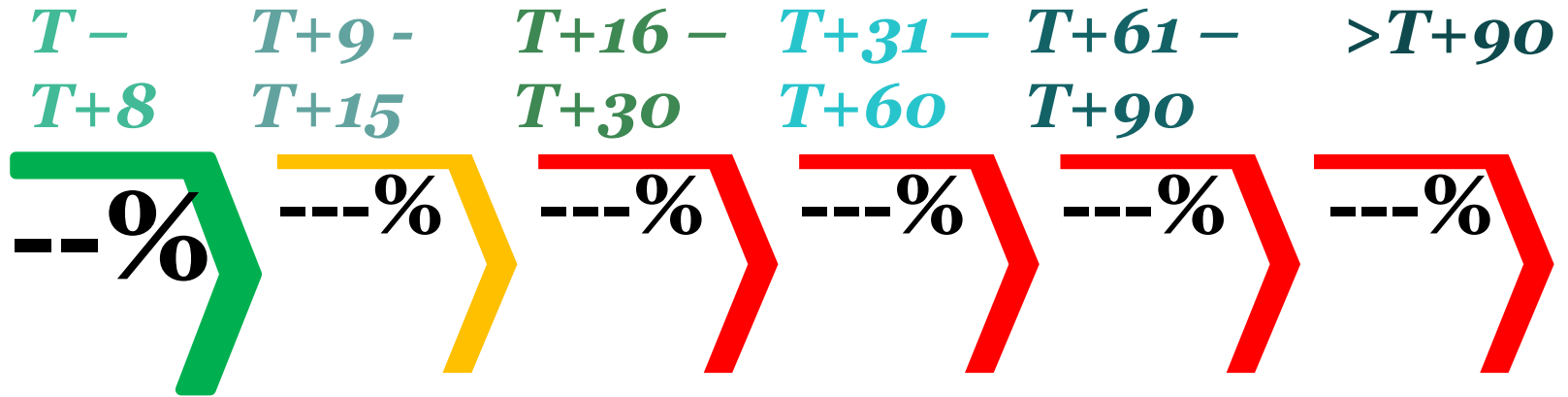
- ◆ **Copy of the order (attached) – Y/N**

3.B. Timely Payment

		2018-19	2019-20
Stage-I	Within 8 days	_____%	_____%
Stage-II	Within (T+9 – T+15)	_____%	_____%
Overall	Within 15 days	_____%	_____%
Payment made beyond 15 days			

3.B. Timely Payment - Stage I Payment Status (Refer R14.5)

- Status of Timely payment (Stage-I)



3.B. Timely Payment- Stage II Payment Status

Status on compliance of payment of wages Stage – II – Crediting the a/c of workers within 7 days after 2nd signatory signed FTO

T1 = Date on which FTO is received at PFMS



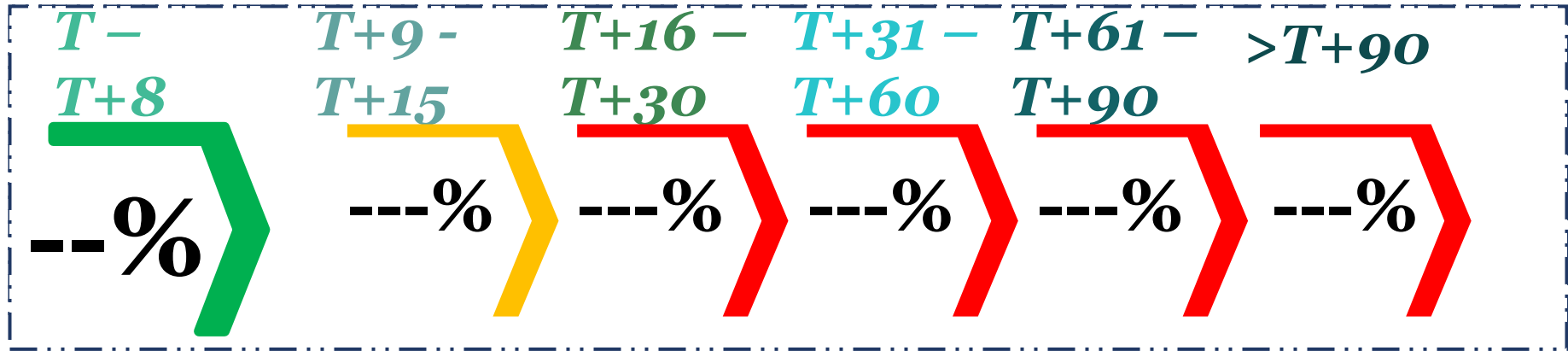
• Status of Follow up with Bank

- ---
- ---

3.B. Timely Payment- Total Payment Status

(Refer State DBA Login Stage 2 report)

- Status on compliance of payment of wages Stage – II – Crediting the a/c of workers within 7 days after 2nd signatory signed FTO



- Sharing of Rules/ Advisory/ Notification with the Ministry

Note : State was advised to amend there guideline for Timely payment in accordance with the SOP issued on 30th May 2017by MoRD.

3.B. Timely Payment

STRATEGY TO REDUCE THE NUMBER OF MUSTERS PENDING FOR MORE THAN 8 DAYS

- 1.
- 2.
- 3.
-

3.B. Timely Payment

Strategy to Monitoring the FTO with Bank and Others

1. Whether the Nodal Bank has provided dashboard for FTO tracking – Yes/No
 2. Whether the Nodal Bank has provided technical support staff - Yes/No
 3. Present strategy of the state to follow up the FTO Status.
 4. Any other details.
-

3.B. Timely Payment

Regeneration of Rejected Transactions

S. NO	District Name	Total Rejected Transactions	Total Rejected Transaction Amount	Pending for Regeneration	Pending Regeneration Amount	% Pending Regeneration out of Total Rejected	Pending for Regeneration for more than 5 days
1	2	3	4	5	6	7= $(5/3)*100$	8
	Total						

3.B. Timely Payment

Status of Delay Compensation

S. NO	District Name	Payable Amount [Rs.]	Approved Amount	Amount yet to be verified	Delayed compensation Paid [Rs.]	Due [Rs.]
1	2	3	4	5	6	7= 4-6
	Total					

3.B. Timely Payment

Unemployment Allowances

Financial Year	Due	Paid
2017-18		
2018-19		
2019-20 (till 15 th September, 2019)		

3.C. Rural Haats

Sr. No.	Number of existing Rural Haats identified for upgradation		Rural Haats sanctioned for upgradation		Completed Rural Haats		Rural Haats with ongoing upgradation		Facilities provided by Agriculture Dept.
	Number	Planned Expr	Number	Expr	Number	Expr incurred	Number	Expr incurred	
1									

Pictures of completed and ongoing Rural Haats

****As per the list of existing Rural Haats shared***

3.D. River Rejuvenation Works

Sr. No.	District Name	Name of River/ rivulet	River/ Rivulet project identified for rejuvenation		River/ Rivulet project sanctioned for rejuvenation		Number of River rejuvenation completed		River rejuvenation works ongoing		Vetting of the project by Irrigation Dept*.
			Number	Planned Expr	Number	Expr	Number	Expr incurred	Number	Expr incurred	
1											
2											
3											
4											

*As per AMC Chapter 7, para 7.1.5

3.E. Individual Works

Total individual works taken up in FY19-20 (excluding PMAY-G)- ___ nos.

Sl. No. (1)	Types of top 10 individual works* (2)	Completed Works		Ongoing Works		Total Expenditure incurred (7=4+6)	Expenditure incurred per completed work (8=4/3)
		No. (3)	Exp (4)	No. (5)	Exp (6)		
2							
3							

*e.g. - Farm pond, cattle shed, goat shed, vermi/ NADEP, soak-pit, etc

3.F. Compliance of Annual Master Circular (AMC)

(Chapter-7)

1.	Constitution of Engineering Cell (Para 7.12.5)	Action Taken
(i)	Positioning of Full time Chief Engineer	
(ii)	Positioning of SE, EE and AE at Division/ District/ Block level	
2.	Preparation of Estimates (Para 7.1.5)	Action Taken
(i)	Highly technical work (> Rs.20 Lakhs) should be vetted by concerned Line Department	
(ii)	Splitting of works	

3.F. Compliance of Annual Master Circular (AMC)

3.	Constitution of Quality Monitoring cell (Para 7.12)	Action Taken
(i)	Quality monitoring cell at State and District level (Retired Technical Officers (SE/EE) to be empaneled)	
4.	Selection of Individual Beneficiaries (Para 7.4.12)	Action Taken
(i)	According to SECC Deprivation Criteria	
(ii)	Upper cap Rs. 2 lakh/ beneficiary/ year	

3.F. Compliance of Annual Master Circular (AMC)

5.	Production of Building Materials (Para7.1.3)	Action Taken
(i)	Cost of machinery for building materials to be amortized	
(ii)	Production rate should be competitive with market rates	
(iii)	PMAY-G beneficiaries - to pay for building materials not free of cost	
6.	Procurement of material (Para 7.1.7)	Action Taken
(i)	Procurement to be done by the official not below the rank of BDO	
(ii)	Procurement should be done on economies of scale	

3.G. Social Audit

❖ Status of Social Audit Unit: (Yes/No)

Establishment and Registration (under Society's Registration Act)	Governing Body(As per Auditing Standards)	Independent Director (as per Auditing Standards)

**In case of additional charge of Director,
Whether 3 consecutive advertisement were released for recruitment of Director? Yes/No**

❖ Training of Resource Persons of SAU

S. No.	Resource Person	Sanctioned by State	Trained	Currently Engaged
1	State Resource person			
2	District Resource Person			
3	Block Resource Person			
4	Village Resource Person			

3.G. Social Audit

❖ Status of Funds Received (FY 2019-20)

Central Share Received		
Comments from State		Comments from SAU
Funds received in 1 st tranche	Details of fund released to SAU	Funds released for 1 st tranche from SAU
Amount	Amount	Amount
Date	Date	Date

- Compliance of observations raised against 1st tranche (FY 2019-20) released – Yes/No (Copy of reply attached)
- Details of any other funds received by SAU from any other scheme

3.G. Social Audit

❖ Social Audit Conducted (FY2019-20) GP wise-Status uploaded on MIS

Planned		Total Audits Conducted		Number of Issues Reported by SAU	Number of issues Reported on MIS by SAU	ATR uploaded on MIS
Number of GPs	% against total GPs	Number of GPs	% against Planned GPs			
1	2	3	4	5	6	7

❖ Financial Misappropriations Recovered as per MIS (by State implementing agency)

Financial Misappropriations			
No. of Misappropriations	Amount Reported	No. of cases closed	Recovery of amount

3.G. Social Audit

Whether governing body for Social audit constituted (as per guidelines) = (Yes/No)

If yes, copy of latest notification attached.

Copy in English/Hindi ? (attached)

Social Audit calendar uploaded on MIS(Y/N):-

Periodic review of Social Audit on Social Audit Report by Pr. Sec. RD- Please provide date of last meeting.

ATR have been laid before SEGC? Yes/No

4. Status of IT Initiatives

4.A. Geo-MGNREGA

Performance of State under Geo-MGNREGA Phase-I

Complete Works since Inception		
Assets Geotagged		--(--%)

Completed Works in FY 2018-19		
Assets Geotagged		-- (--%)

Completed Works in FY 2019-20		
Assets Geotagged		--(--%)

Performance of State under Geo-MGNREGA phase-II

Stage 1 (Before)		Stage 2 (During)		Stage 3 (After)	
Available for Geotagging	Geotagged	Available for Geotagging	Geotagged	Asset Completed	Geotagged Assets
					43

4.B. SECURE

Status of Implementation

Total Number of Districts : _____

Number of Districts live (as on date) : _____ (XX %)

Total Number of SoR in the State: _____

Plan to make Remaining Districts live (by 31/12/2019):

Sr. No.	District Name	Target Date
1		
2		
3		
4		

4.B. SECURE

Progress

Sr. No.	Detail	Numbers	Percentage	Remark
1	Number of Works sent to SECURE from NREGASoft			
2	Number of Estimates Created		$= (2/1)*100$	
3	First level Approval accorded (TS/AS)		$= (3/1)*100$	
4	Final Approval accorded (AS/TS)		$= (4/1)*100$	
5	Number of works consumed by NREGASoft received from SECURE		$= (5/1)*100$	

4.B. SECURE

Training & Workshop

Sr. No.	Training/Worksh ops conducted at:	Numbers of Training/Workshops conducted	Number of participants trained
1	State level		
2	District level		
3	Block level		

- Suggestions

4.C. Direct Benefit Transfer (DBT)

Active Workers	Aadhaar Seeded in NREGASoft	% of Aadhaar Seeding	Workers converted to ABPS	% of workers converted to ABPS

Note:

- **Status of SLBC meetings and reconciliation with LDMs of consent forms shared with Banks for ABP conversion. (Ref: Joint instructions by MoRD and DFS dated 9th Jan, 2017).**

4.D. e-FMS Universalisation

GP-wise e-FMS implementation status

Total Number of GPs	Wages		Material		Admin	
	GPs	%age	GPs	%age	GPs	%age

Expenditure through e-FMS implementation status

Wages (Rs. in lakh)			Material (Rs. In lakh)			Admin (Rs. in lakh)			Total Expenditure (Rs.in lakh)		
Total	eFMS	%	Total	eFMS	%	Total	eFMS	%	Total	eFMS	%

4.E. Ne-FMS Implementation

For States not on Ne-FMS

- State to submit a complete Road Map to become Ne-FMS State.

5. Status of Other Initiatives

5.A. Barefoot Technician (BFT)

TARGET (No.)	CERTIFIED BFTs (No.)	DEPLOYED BFTs (No.)

- Reason for gap between Certified and Deployed BFTs
- Training Calendar for remaining candidates

5.B. SECC- MCL

S No. (1)	Total Landless Casual Labour as per SECC (2)	Total HH Surveyed (3)		HH not willing to work under MGNREGA (4)	HH willing to work under MGNREGA (5)	Number of willing HH provided JC (6) (out of col 5)	Number of willing HH not provided JC (7=5-6)
		No.	Percentage				

5.C. Account Verification by PFMS

Total No. of Registered A/c	No. of beneficiaries getting account based payment	No. of beneficiaries getting Aadhar based payment	Postal A/c	No. of beneficiaries with invalid A/c status during verification at PFMS	No. of Jobcards where individual member is not having bank account or Aadhar seeded

Action :

1. State may rectify invalid A/c in a time bound manner with detailed timeline

5.D. Good Governance Initiatives

Status of Implementation

- Citizen Information Board (write up with 20 photos)
- Case/Work File (write up with photos of case records being maintained in at least 10 GPs)
- Jobcard Verification and updation (write up with verified and new job cards)
- Maintenance of 7 Registers
- Rozgar Divas (along with high resolution Photographs)

5.E. Pradhan Mantri Shramyogi Maan Dhan Yojana (PM-SYM)

- Whether PM-SYM Yojana has been provided wider publicity by the MGNREGA commissioner? - Yes/No
- How many MGNREGA beneficiaries got insured under this Yojana?

No. of Active workers	Registered workers for PM-SYM	
	No.	%

5.F. National Mobile Monitoring System (NMMS)

District Name	No. of GPs	No. of GPs got registered for NMMS	No. of musterrolls filled using NMMS

5.G. Project LIFE Implementation, if any

	Total target	Total Trained
Skilling for Wages		
Skilling for Self Employment		
Livelihood Upgradation		

6. Status of Ombudsperson

➤ Status of Ombudsperson:

No. of Districts	No of Ombudsperson

➤ Appellate authority constituted?: Y/N

7. Status of Grievance Redress/ VIP/ Audit Para

- Is there any formal system of grievance redressal - Yes/No
(Please attach the document if any)
- Status as on 15.09.2019

	No. received	No. disposed
CPGRAMS		
VIP Reference		
Audit Para		

- Reason for pendency, If any--

8. Compliance of LB Minutes FY2019-20

Status of Compliance

- State to submit status compliance of minutes of LB meeting for FY2019-20

9. Success Stories of Current Year

1. Brief write-up with respect to the initiatives covering Objective, Targets, Status, Benefits accrued to Citizens, and any other highlights made under the initiative
2. 4-5 High Quality pictures (300 dpi) in JPEG/PNG for each of the initiatives showcasing ground level implementation and beneficiaries availing service
3. Testimonial / Details of beneficiaries for each of the initiatives

9. Success Stories of Current Year

High Resolution Photographs

(of completed works in current FY)

Photo

Name of Work, GP, Block, District

Scheduled for Mid-Term Review

(Venue- Unnati Hall, Krishi Bhawan, New Delhi)
(Time: 11:00 AM to 1:00 PM Onwards)

Sl. No.	States	MTR Dates	Days
1.	Andhra Pradesh	17.09.2019	Tuesday
2.	West Bengal	18.09.2019	Wednesday
3.	Uttar Pradesh	19.09.2019	Thursday
4.	Madhya Pradesh	20.09.2019	Friday
5.	Kerala	23.09.2019	Monday
6.	Rajasthan	24.09.2019	Tuesday
7.	Odisha	25.09.2019	Wednesday
8.	Tamil Nadu	26.09.2019	Thursday
9.	Bihar	27.09.2019	Friday
10.	Karnataka	30.09.2019	Monday
11.	Chhattisgarh	01.10.2019	Tuesday
12.	Gujarat	03.10.2019	Thursday
13.	Jharkhand	04.10.2019	Friday
14.	Maharashtra	14.10.2019	Monday
15.	Telangana	15.10.2019	Tuesday
16.	Assam	16.10.2019	Wednesday
17.	Himachal Pradesh	17.10.2019	Thursday
18.	Punjab	18.10.2019	Friday
19.	Haryana	21.10.2019	Monday
20.	Uttarakhand	22.10.2019	Tuesday
21.	J & K	23.10.2019	Wednesday
22.	Tripura	24.10.2019	Thursday
23.	Meghalaya	25.10.2019	Friday
24.	Sikkim	28.10.2019	Monday
25.	Arunachal Pradesh	29.10.2019	Tuesday
26.	Goa	30.10.2019	Wednesday
27.	Nagaland	31.10.2019	Thursday
28.	Mizoram	01.11.2019	Friday
29.	Manipur	04.11.2019	Monday
30.	A & N Islands	05.11.2019	Tuesday
31.	Puducherry, Lakshadweep	06.11.2019	Wednesday
32.	Dadar & Nagar Haveli and Daman & Diu	07.11.2019	Thursday