

File No. G-31011/9/2018/MGNREGA-V (364046)
Government of India
Ministry of Rural Development
Department of Rural Development
MGNREGA Division

Krishi Bhawan, New Delhi
Dated: 05th February, 2019

To
The Additional Chief Secretary/Pr. Secretary/ Secretary/ Commissioner
(Rural Development /Panchayati Raj/ MGNREGA)
All State Governments/UTs

Sub: Empowered Committee meeting / State Plan of Action for Rural Development Programmes for the FY 2019-20- reg.

Sir/Madam,

I am directed to inform that all concerned States/UTs have to make two separate presentations on the proposed dates mentioned in the attached schedule (**Annexure-I**). The concerned States/UTs will make presentations as under:

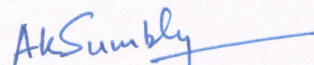
- (a) The **First presentation** pertaining to **MGNREGA** will start at 10:00 AM in Unnati Hall, Krishi Bhavan as per the enclosed suggestive template (**Annexure-II**) by Commissioner, Rural Development.
- (b) **Second presentation for State Plan of Action for Rural Development Programmes** will be held from 02:30 PM onwards as conveyed vide letter dated 22.01.2019 by Secretary, Rural Development to the Chief Secretaries of the States/UTs. (**Annexure-III**) by Additional Chief Secretary / Principal Secretary, Rural Development.

2. You are requested to share these two presentations **at least one week before the schedule date of meeting** with the concerned Director/DS of MGNREGA Division through email.

3. The **Additional Chief Secretary / Principal Secretary** (in-charge of Rural Development) in the State/UT will be coordinating the above two presentations and also attend the meeting from 02:30 PM onwards.

Yours faithfully,

Encl: As above.


(A.K. Sumbly)

Deputy Secretary (MGNREGA)
Tel: 011-23070129

Copy to:


1. PPS to SRD
2. PSO to AS (RD)
3. All Division Heads in MoRD
4. All Directors/DS are requested to coordinate with States/UTs on presentations.
5. SO (General) for logistics

Proposed dates for EC Meetings for approval of Annual Action Plans, State/ UT wise

Sl. No.	EC Dates proposed by PD	States/ UTs	Day
1	15-02-2019	LAKSHADWEEP	Friday
2		MADHYA PRADESH	
3		PUNJAB	
4	18-02-2019	ANDHRA PRADESH	Monday
5		ARUNACHAL PRADESH	
6		DADRA & NAGAR HAVELI	
7		TAMIL NADU	
8	19-02-2019	BIHAR	Tuesday
9		DAMAN & DIU	
10		PUDUCHERRY	
11		UTTARAKHAND	
12	20-02-2019	ANDAMAN and NICOBAR	Wednesday
13		HIMACHAL PRADESH	
14		KARNATAKA	
15	21.02.2019	ASSAM	Thursday
16		JHARKHAND	
17		RAJASTHAN	
18	22.02.2019	GUJARAT	Friday
19		JAMMU & KASHMIR	
20		MIZORAM	
21	25.02.2019	HARYANA	Monday
22		TRIPURA	
23		UTTAR PRADESH	
24	26.02.2019	CHHATTISGARH	Tuesday
25		MAHARASHTRA	
26		MANIPUR	
27		TELANGANA	
28	27.02.2019	GOA	Wednesday
29		NAGALAND	
30		SIKKIM	
31		WEST BENGAL	
32	28.02.2019	KERALA	Thursday
33		MEGHALAYA	
34		ODISHA	

TEMPLATE for PRESENTATION of ANNUAL WORK PLAN & LABOUR BUDGET

<State NAME>
(FY 2019-20)



STATE PROFILE

◆ **Geographical**

◆ **Economical**

◆ **Administrative**

MGNREGA: COVERAGE

Indicators	Values
No. of Districts	
No. of Blocks	
No. of GPs	
Registered HHs/ Workers	
Job Cards issued	
Workers	
Active Job Cards [% of total jobcards]	
Active Workers [% of total worker]	

Note if any [related to job card verification/ deletion of any other thing] State/ UT want to mention

PROGRESS SO FAR

MGNREGA: PHYSICAL PERFORMANCE

Indicator	FY 2016-17	FY 2017-18	FY 2018-19 (so far)
Total Labour Budget (PDs in lakh)			
Estimated LB till Jan (PDs in Lakh)			
Persondays Generated till Jan			
%age against proportionate LB (till Jan)			
Total Persondays generated so far			
%age against total LB (PDs in Lakh)			
HHs provided Employment (in Lakhs)			
Individual worked so far (in Lakhs)			
Average days of employment per HH so far			
%age of women persondays			
HHs completed 100 days of employment so far			
HHs completed more than 100 days of employment so far*			

** In case of Drought notified State (Addl. 50 days) and in case of FRA Beneficiaries*

MGNREGA: FINANCIAL PERFORMANCE

Financial Progress	FY 17-18	FY 18-19 (so far)
Central release (Rs. in Cr.)		
Matching State share		
Total Availability (Rs. in Cr.)		
Advance States share/ Revolving fund if any		
Total Expenditure [Rs. in Cr]		
Wages expenditure [Rs. in Cr]		
Material(%)		
Admin Exp(%)		
Notified MGNREG wage rate (Rs.)		
Average Wage rate per day per person (Rs.)		
Average Cost Per Day Per Person (Rs.)		
% Total Exp through e-payment		
% payments generated within 8 days		
% payments credited within 15 days		

NOTE:

1. Please mention reasons for delay in payment of wages
2. Reasons for payment of Material and Admin Exp. More than statutory limits if any

STATUS OF WORKS

Financial Year	No. of Works Started	Works Completed	
		Numbers	Percentage
Till FY2016-17			
Till FY2017-18			
Total since inception (including FY 2018-19)			

NOTE: Reasons for not completing the works taken-up till FY 17-18

STATUS OF WORKS

		FY 17-18	FY 18-19 so far
Total Works taken-up			
Works Completed			
%age works completed			
% expenditure on NRM in MWC blocks works [Block below 65% against total MWC Blocks]		_____[]	_____[]
% expenditure on NRM works [no. of districts below 65%]		_____[]	_____[]
% expenditure on agriculture and allied activities [no. of districts below 60%]		_____[]	_____[]
% of Category B Works taken-up	PMAY-G		
	Others		

NOTE: Reasons for less expenditure on agriculture & allied works if <60%

CATEGORY WISE TOP INCOMPLETE WORKS

Category of Top Incomplete Works	Number of Incomplete Work (as on 01.03.2018)	% of Total

ACHIEVEMENTS (FY 2018-19)

Indicators	Taken Up	Completed	%
Farm Ponds			
Vermi/ NADEP compost pits			
Aaganwadi Centres (AWC)			
Block Plantation (in Hac.)			
Road Side Plantation (in meter)			

STATUS OF GeoMGNREGA

Performance of State under Geo-MGNREGA Phase-I

Completed works since inception till FY 2017-18	Assets Geo-Tagged	%	Completed works in FY 2018-19	Assets Geo-Tagged	%

Performance of State under Geo-MGNREGA phase-II

Stage 1 (Before)		Stage 2 (During)		Stage 3 (After)	
Available for Geotagging	Geotagged	Available for Geotagging	Geotagged	Asset Completed	Geotagged Assets

STATUS OF IMPLEMENTATION OF GOOD GOVERNANCE INITIATIVES

- Citizen Information Board (write up with 20 photos)
- Case/ Work File (write up with photos of case records being maintained in at least 10 GPs)
- Jobcard Verification and updation (write up with verified and new job cards)
- Maintenance of 7 Registers

STATUS OF DBT

Active Workers	Aadhaar Seeded in NREGASoft	% of Aadhaar Seeding	Workers converted to ABPS	% of workers converted to ABPS

Note:

- **Status of SLBC meetings and reconciliation with LDMs of consent forms shared with Banks for ABP conversion. (Ref: Joint instructions by MoRD and DFS dated 9th Jan, 2017).**

SOCIAL AUDIT

❖ Status of Social Audit Unit: (Yes/No)

Establishment and Registration (under Society's Registration Act)	Governing Body (As per Auditing Standards)	Independent Director (as per Auditing Standards)

❖ Training of Resource Persons of SAU (30-Days Training Programme)

S. No.	Resource Person	Sanctioned by State	Trained	Currently Engaged
1	State Resource person			
2	District Resource Person			
3	Block Resource Person			

❖ Status of Funds Received (FY 2018-19)

Central Share Received		Any other funds received by SAU
Funds received in 1 st tranche	Funds received in 2 nd tranche	

SOCIAL AUDIT

❖ Social Audit Conducted (FY 2018-19) GP wise- Status uploaded on MIS

Planned at-least once		Total Audits Conducted		Number of Issues Reported by SAU	Number of issues Reported on MIS by SAU	ATR uploaded on MIS
Number of GPs	% against total GPs	Number of GPs	% against Planned GPs			
1	2	3	4	5	6	7

❖ Financial Misappropriations Recovered as per MIS (by State implementing agency)

Financial Misappropriations			
No. of Misappropriations	Amount Reported	No. of cases closed	Recovery of amount

STATUS OF BFT

TARGET	TRAINED	DEPLOYED	TRAINED (As perMIS)	DEPLOYED (As perMIS)

Deployment of Technical Personnel

DESIGNATION	NUMBERS	COVERAGE AREA (No of GPs/Blocks/District)
Technical Assistant		
Junior Engineer		
Assistant Engineer		
Executive Engineer		

NOTE: Reasons for poor performance in above indicators

PART - II

**ANNUAL WORK PLAN & LB
PROPOSAL FOR FY 2019-20**

PREPARATION OF LB – PROCEDURE ADOPTED

- Participatory Planning with Photos
- NRM planning (Use of GIS, Watershed plans, Aquifer maps, Integration with DIP)
- Focus on Agri & allied activities.
- Focus on productive & durable asset creation.
- Asset diversification.
- Plan for MWC blocks
- State Convergence Plan – category wise, department wise - funds and technical resources
- Non – PMGSY Roads
- Social inclusion - reaching out to vulnerable
- Discussions on Plans at District and State Level

ESTIMATED DEMAND for FY 2019-20

Month	Cumulative till month	During the month
April		
May		
June		
July		
August		
September		
October		
November		
December		
January		
February		
March		

ESTIMATED DEMAND for FY 2019-20

❖ Persondays in lakhs

Seasonality Chart of State for last 4 years and current year

**Incomplete Works to be completed
by 31st March, intimated by States as
par Annexure II of MTR minutes**

NRM works

Targeted Completion	Current Status

Aganwadi

Targeted Completion	Current Status

INDIVIDUAL WORK (including PMAY(G))

Targeted Completion	Current Status

AGRI-ALLIED ACTIVITY

Targeted Completion	Current Status

GIS BASED INTEGRATED PLANNING

1. e-SAKSHAM

S. No.	Total No. of District	Total No. of Blocks	No. of Officials enrolled	No. of Officials completed Training

2. Status of GIS based plans of 2 GPs/Block

S. No.	Total No. of Blocks	Total No. of GP	No. of GPs with GIS based Plans Prepared (%age of Total GPs)
			-- (--%)

3. Average Expenditure in all the identified GP's in Last 3 Years

Total No. of Blocks	Total No. of identified GP	Expenditure in last 3 Years (In Rs)	Average Expenditure/HH

GIS BASED INTEGRATED PLANNING

4. Average Est. Cost in all the identified GP's (based on GIS Plans)

No. of Planned Works	Total Estimated Cost	Average Estimated Cost/HH

5. Category* Wise Est. Cost of Works as per GIS Plan

S. No.	Category Wise* of Planned Works	Total Estimated Cost

**Category (NRM/ Individual/Agri Allied/ Rural Infrastructure)*

6. No. of Years to saturate works in identified GPs

S. No.	Year	No. of GPs	Percentage
1	2019-20	--	
2	2020-21		

PLAN OF ANY TWO GP FROM THE STATES

These 2 GPs should be of different topographies having maximum Estimated Cost as per GIS Plan

(i) Study Area (Map): A map showing location of the GP in the Block, District and State

(ii) GP Profile: It will indicate the current status of the GP highlighting population, average expenditure under MGNREGS of last 3 years, major issues of the villages etc. It should also include pictures from the GPs.

(iii) Total Works Identified as per GIS Plan

S NO.	Work Category	No. of Works Identified	Expenditure
Total			

(iv) GIS based Plan(Map): The GIS based plan in the form of a Map with identified locations(Latitude/Longitude) of the works overlaid on the satellite imagery/ a base map / Bhuvan Map/ GP Boundary etc.

(V) Average Estimated cost : After GIS planning for all GP in state.

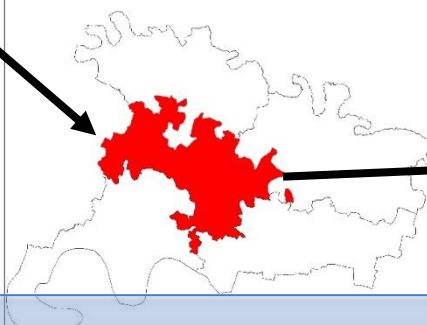
SAMPLE FORMAT

State

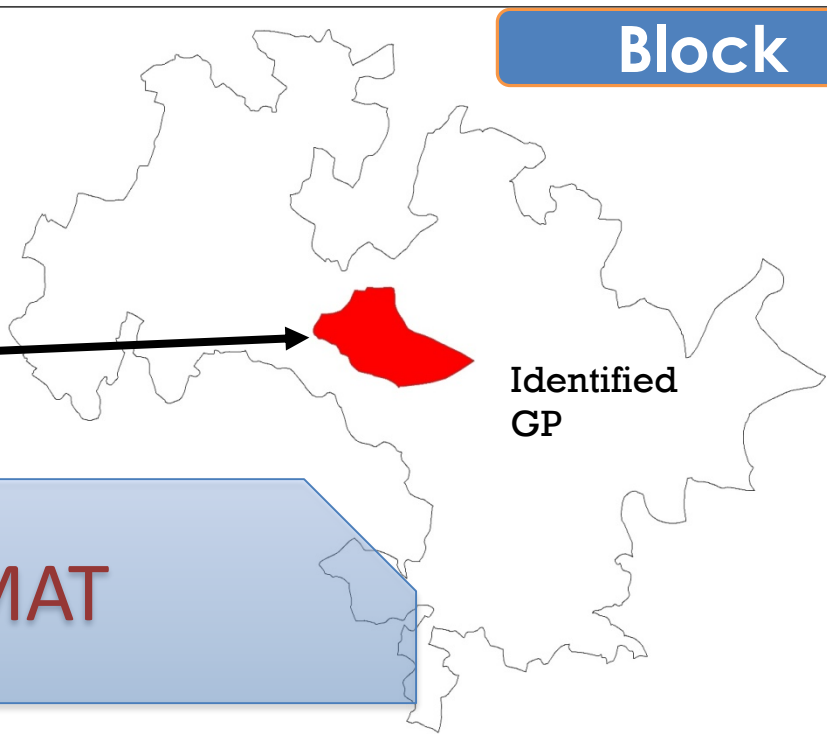


Identified GP Map

District



Block



SAMPLE FORMAT

GRAM PANCHAYAT


Rs. 3,796 National Average per HH exp

Rs 38.52 lakhs Projected Expenditure

SAMPLE FORMAT

**Avg. Exp. in
Last 3 Years**

= Rs. 6.52 Lakh ↓

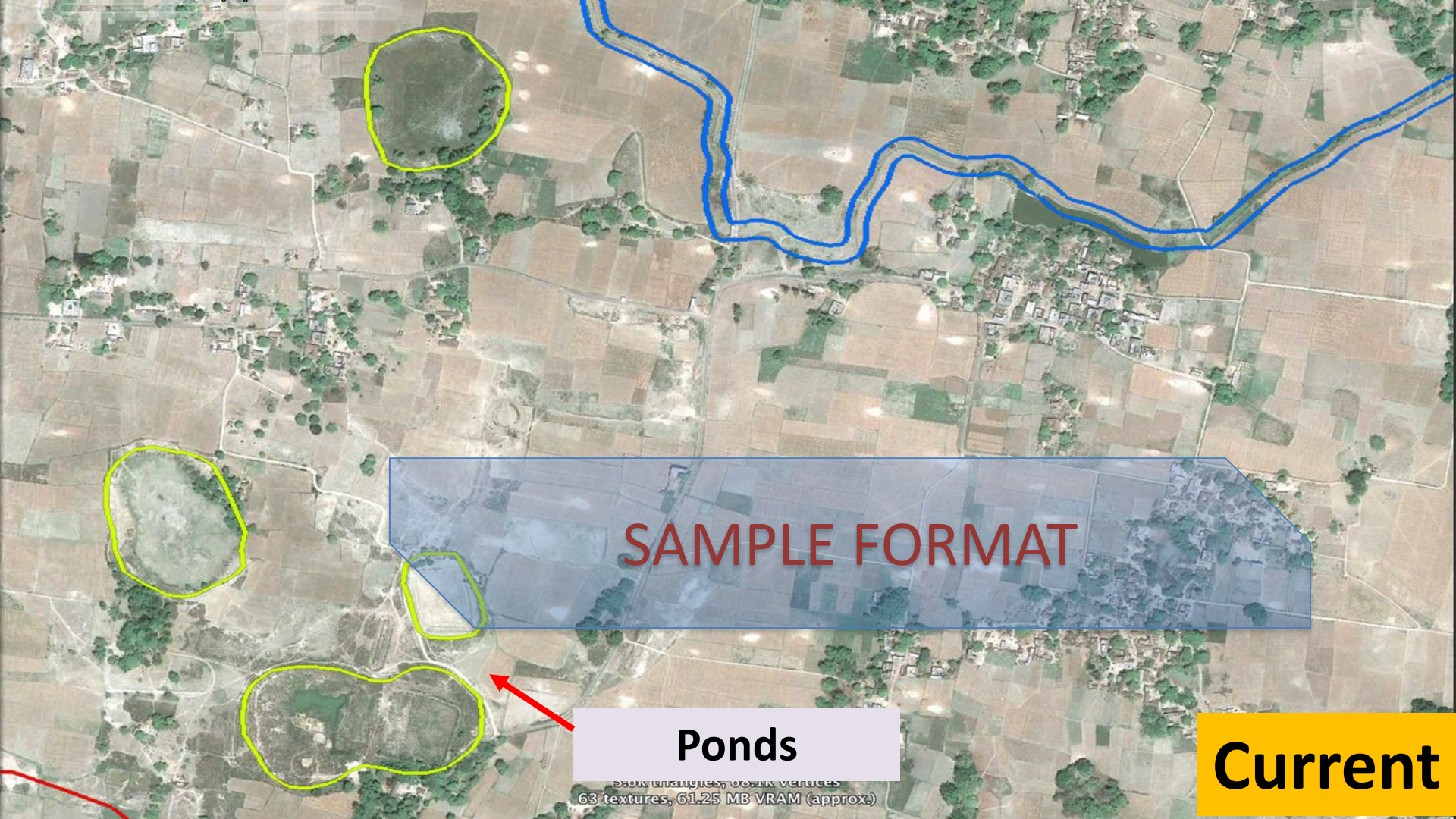


SAMPLE FORMAT

Ponds

5.6k triangles, 68.1k vertices
63 textures, 60.29 MB VRAM (approx.)

Past




SAMPLE FORMAT

Ponds

Current

530k triangles, 6621k vertices
63 textures, 61.25 MB VRAM (approx.)

Illustrative Pictures



SAMPLE FORMAT

MAJOR WORK IDENTIFIED

659

Rs. 4.22 cr

Total No. of Works

Expenditure

10

• Masonry Check Dams on Morwa River

16

• Desilting of ponds

112

• NADEP/Vermicompost Pits

197

• Cattle-Shed/Goat-Shed

227

• Soak Pits

SAMPLE FORMAT

**Proposed Plan
for
--- GRAM PANCHAYAT**

SAMPLE FORMAT

Individual Works

Expenditure Rs. 168 Lakh

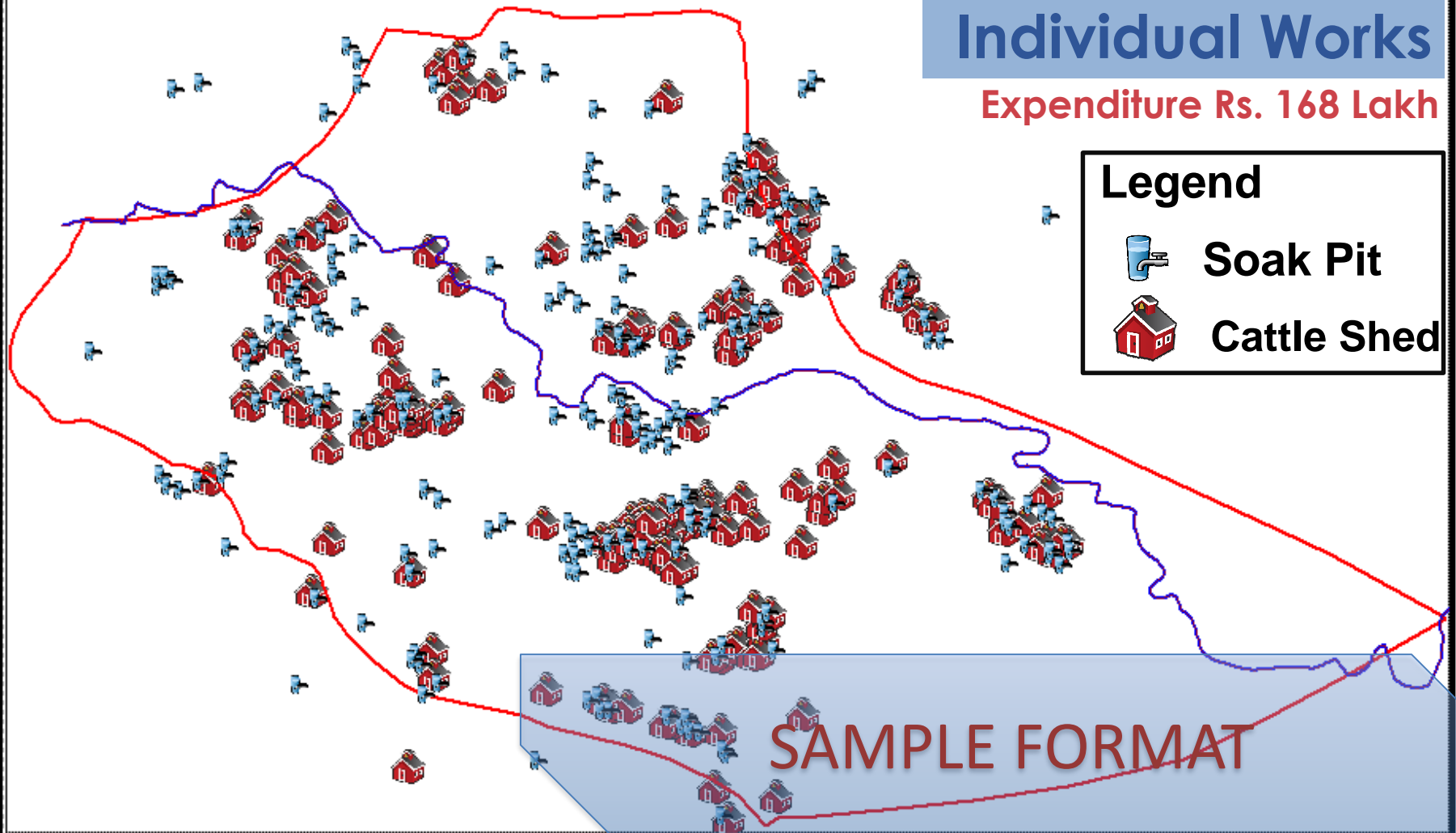
Legend



Soak Pit



Cattle Shed



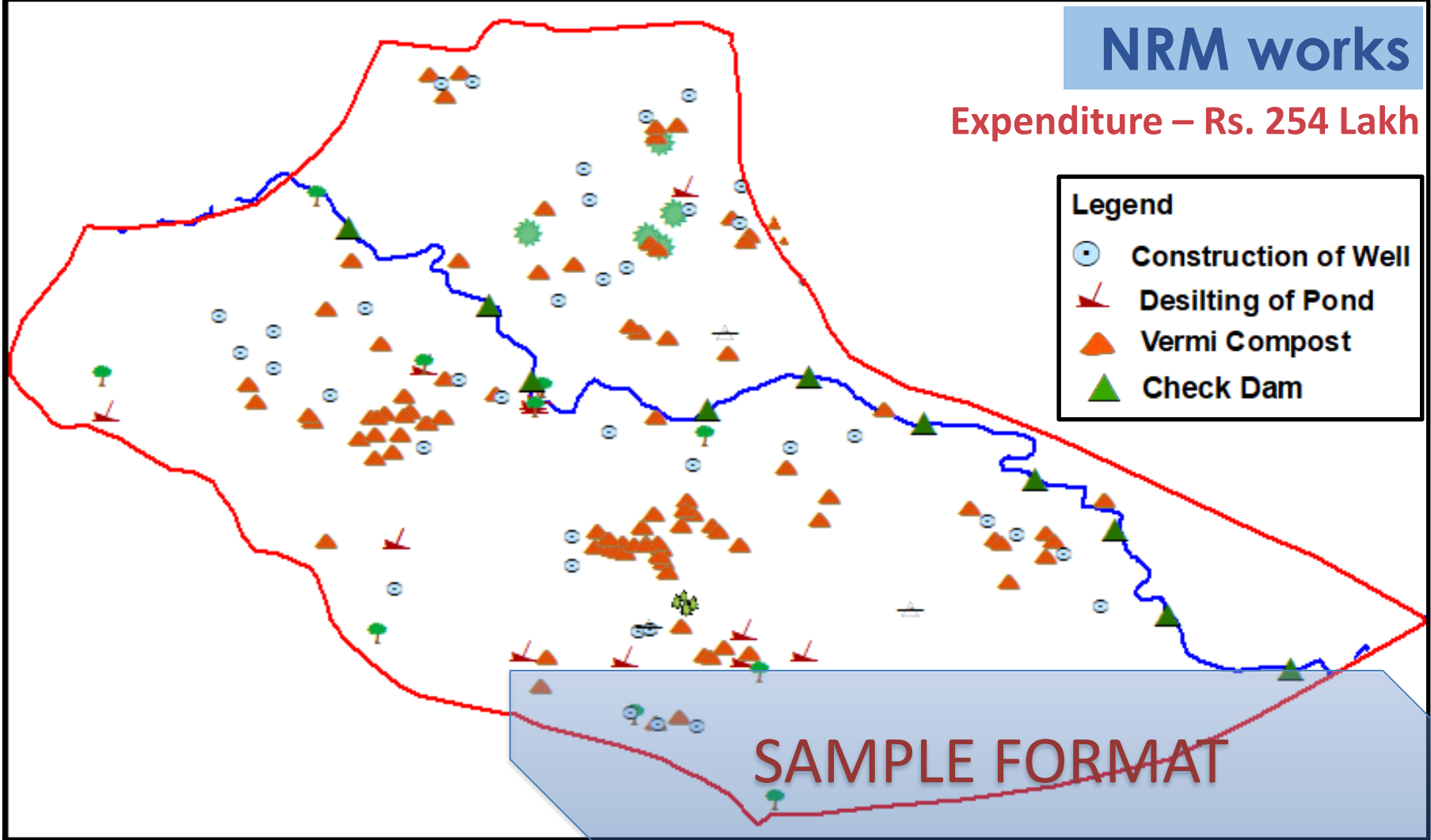
SAMPLE FORMAT

NRM works

Expenditure – Rs. 254 Lakh

Legend

- Construction of Well
- Desilting of Pond
- Vermi Compost
- Check Dam



SAMPLE FORMAT

SECURE

SECURE - STATUS OF IMPLEMENTATION

Total Number of Districts : _____

Number of Districts live (as on date) : _____ (XX %)

Total Number of SoR in the State: _____

Plan to make Remaining Districts live (by 31/03/2019):

Sr. No.	District Name	Target Date
1		
2		
3		
4		

SECURE – TRAINING & WORKSHOPS

Sr. No.	Training/Workshops conducted at:	Numbers of Training/Workshops conducted	Number of participants trained
1	State level		
2	District level		
3	Block level		

SECURE - STATUS OF ESTIMATES

Sr. No.	Detail	Numbers	Percentage	Remark
1	Number of Works sent to SECURE from NREGASoft			
2	Number of Estimates Created		$= (2/1)*100$	
3	First level Approval accorded (TS/AS)		$= (3/2)*100$	
4	Final Approval accorded (AS/TS)		$= (4/3)*100$	
5	Number of works consumed by NREGASoft received from SECURE		$= (5/1)*100$	

STATUS OF TIMELY PAYMENT OF WAGES

◆ **State to issue Notification/Advisory/Order-in-line with SOP on timely payment of wages dated 30.05.2017**

YES/NO

◆ **Status of sharing of rules/ advisory/ notification with the Ministry**

YES/NO

STAGE I PAYMENT STATUS

T – T+8	_____ %
T+9 – T+15	_____ %
T+16 – T+30	_____ %
T+31 – T+60	_____ %
T+61 – T+90	_____ %
> T+90	_____ %

STRATEGY TO REDUCE THE NUMBER OF MUSTERS PENDING FOR MORE THAN 8 DAYS

- 1.
- 2.
- 3.
-

STAGE II PAYMENT STATUS

Status on compliance of payment of wages Stage – II – Crediting the a/c of workers within 7 days after 2nd signatory signed FTO

From the Date on which 2nd Signatory Signs FTO

Within 7 days	_____%
More than 7 days	_____%

Strategy to Monitoring the FTO with Bank and Others

1. Whether the Nodal Bank has provided dashboard for FTO tracking – Yes/No
 2. Whether the Nodal Bank has provided technical support staff - Yes/No
 3. Present strategy of the state to follow up the FTO Status.
 4. Any other details.
-

PAYMENT STATUS WITHIN 15 DAYS

Within 15 days	_____%
More than 15 days	_____%

- ❖ Strategy to ensure all wage payments are made within 15 Days

REGENERATION OF REJECTED TRANSACTIONS

S. NO	District Name	Total Rejected Transactions	Total Rejected Transaction Amount	Pending Regeneration	Pending Regeneration Amount	% Pending Regeneration out of Total Rejected
1	2	3	4	5	6	$7 = (6/3) * 100$
	Total					

STATUS OF DELAY COMPENSATION

S. NO	District Name	Payable Amount [Rs.]	Approved Amount	Amount yet to be verified	Delayed compensation Paid [Rs.]	Due [Rs.]
1	2	3	4	5	6	7= 4-6
	Total					

UNEMPLOYMENT ALLOWANCES

Financial Year	Due	Paid
2016-17		
2017-18		
2018-19		

RURAL HAAT

STATUS OF IMPLEMENTATION

Sr. No.	District Name	Number of existing Rural Haats Taken up for upgradation (1)	Number of Rural Haats upgraded (2)	Number of existing Rural Haats with ongoing upgradation
			Number (XX%)	
1				
2				
3				
4				

****As per the list of existing Rural Haats shared***

AFTER IMPLEMENTATION

Two UPGRADED RURAL HAATS

(1) RURAL HAAT PROFILE: a) VILLAGE NAME:

S. No.	Details	Before Upgradation	After Upgradation
1	NO. OF SELLERS:		
2	AVERAGE FOOTFALL:		
3	MAJOR COMMODITIES SOLD:		
4	PERISHABLE ITEMS:		

b) BEFORE/AFTER UPGRADATION PHOTOGRAPHS

(2) LAYOUT PLAN

(3) COST ESTIMATE

(4) FACILITIES PROVIDED BY DAC&FW

PROPOSED WORK (FY 2019-20)

Category		Number of works planned	Spill overWorks
Public works relating to Natural Resources Management		_____ [%]	
Individual assets for vulnerable sections	PMAY-G	_____ [%]	
	Others	_____ [%]	
Common infrastructure for NRLM compliant SHGs		_____ [%]	
Rural Infrastructure		_____ [%]	

NRM WORKS in MWC BLOCKS

Blocks	Number of works planned	Number of NRM works planned	Estimated Cost of Works planned (Rs. In lakh)	Estimated Cost of NRM Works planned (Rs. In lakh)
MWC blocks (NRM Community & Individual)		_____ [%]		_____ [%]
Total Blocks		_____ [%]		_____ [%]

Number of NRM works which are part of District Irrigation Plan (DIP) with %age

IMPLEMENTATION STRATEGY & TIMELINES

1. Registration of MGNREGA (agency) Accounts on PFMS
 - i. Strategy
 - ii. Timelines
2. Provision of Jobcard for each willing landless HH dependent on manual casual labour for livelihood (SECC)
 - i. Strategy
 - ii. Timelines
3. Adequate technical staff
 - i. Strategy
 - ii. Timelines
4. Regular Rozgar Divas
 - i. Strategy

STATUS AGAINST COMMITMENT DONE DURING MTR

Based on Minutes of MTR meeting

SUCCESS STORIES OF CURRENT FY

1. Brief write-up with respect to the initiatives covering Objective, Targets, Status, Benefits accrued to Citizens, and any other highlights made under the initiative
2. 4-5 High Quality pictures (300 dpi) in JPEG/PNG for each of the initiatives showcasing ground level implementation and beneficiaries availing service
3. Testimonial / Details of beneficiaries for each of the initiatives

HIGH RESOLUTION PHOTOGRAHS

(of completed works in current FY)

Photo

Name of Work, GP, Block, District

THANK YOU!

अमरजीत सिन्हा
AMARJEET SINHA



सचिव
भारत सरकार
ग्रामीण विकास मंत्रालय
ग्रामीण विकास विभाग
कृषि भवन, नई दिल्ली-110001

SECRETARY
Government of India
Ministry of Rural Development
Department of Rural Development
Krishi Bhawan, New Delhi-110001
Tel.: 91-11-23382230, 23384467
Fax: 011-23382408
E-mail: secyrd@nic.in

DO # G-31011/9/2018-MGNREGA-V

January 22, 2019

Subject: **Priorities for 2019-20-framework for State Presentation and Plan of Action**

Dear Chief Secretary,

The Ministry has been using a multi pronged approach towards reduction of poverty by working with human capital on one hand and providing the necessary rural infrastructure on the other. The Ministry is implementing very effective programmes like Pradhan Mantri Awaas Yojana-Gramin (PMAY-G), Deen Dayal Upadhyaya Grameen Kaushalya Yojana (DDU-GKY), Mahatma Gandhi National Rural Employment Guarantee Scheme (MGNREGS), National Social Assistance Programme (NSAP) to help individuals to come out of the vicious trap of poverty. The Deendayal Antyodaya Yojana-National Rural Livelihood Mission (DAY-NRLM) is facilitating the women Self Help Groups (SHGs) to learn lessons first hand from successful women who have successfully come out of poverty. Simultaneously, we are focusing on creation of Rural Infrastructure through Pradhan Mantri Gram Sadak Yojana (PMGSY), MGNREGS, Saansad Adarsh Gram Yojana (SAGY), RURBAN, Mission Antyodaya. The findings of various studies show considerable impact on the ground. This momentum has to be maintained in FY 2019-20. It will be useful if you could take a meeting of all concerned Departments before your State presents its action plan before the Empowered Committee from 15th February onwards.

2. These schemes are being implemented in convergence and close collaboration with each other and also with schemes of other Ministries. This year the thrust through GPDP has ensured that rural community is actively participating in schemes for their upliftment. These efforts at convergence will ensure that there is adequate support for rural infrastructure, housing, roads, water and sanitation while also ensuring opportunities employment, skill up-gradation and wage employment.

3. The State is requested to make a State's plan of action in the form of presentation for rural development programmes as per the illustrative structure (24 Slides) enclosed as **Annexure-I**.

4. Besides the overall presentation, detailed programme-specific Presentation would be needed for every Programme Division. The Presentations will begin from 15th February 2019 as per the schedule enclosed as **Annexure-II**.

[O/C]


encl: as above

The Chief Secretaries of all States/UTs

Copy to:

1. The Principal Secretaries of RD of all States and UTs.
2. The Principal Secretaries of Social Welfare Departments of all States/UTs. (Through email)
3. The Principal Secretaries of Public Works Departments of all States/UTs. (Through email)
4. The Directors of SRLMs. (Through email)
5. The Commissioners of MGNREGA of all States and UTs. (Through email)
6. The Directors of Skill Programme of all States and UTs. (Through email)

Yours sincerely,
sd/-
[Amarjeet Sinha]


[Amarjeet Sinha]
22 January 2019

Annexure-I

Illustrative structure of State's Plan of Action in the form of presentation for Rural Development programmes -

Slide 1	Overall thrust in State for 2019-20 in rural poverty reduction.
Slide 2	Performance of the States in ongoing programmes of Rural Development
Slide 3	Analysis of the gaps identified in Mission Antyodaya Clusters
Slide 4	Interventions proposed to meet the gaps through Gram Panchayat Development Plan (GPDP)
Slide 5	Key priorities in DAY-NRLM
Slide 6	Key priorities for skill development using DDUGKY
Slide 7	Key features of LB 2019-20 under MGNREGS
Slide 8	Key Priorities under MGNREGS <ul style="list-style-type: none"> • <i>The monitoring arrangements for timely payments under MGNREGS</i> • <i>The timeline for completion of incomplete works upto 31st March 2018 (MGNREGS)</i> • <i>Status of GIS based plans of 2 GPs per Block</i>
Slide 9	Key priorities for Rurban clusters
Slide 10	Key priorities for Sansad Adarsh Gram Yojana (SAGY)
Slide 11	Proposal for enhancing bank linkage for women Self-Help Groups(SHG)
Slide 12	Key priorities for National Social Assistance Programme (NSAP)
Slide 13	"Strategy for completion of remaining PMAY-G houses by March, 2019 including land to landless and rural mason training"
Slide 14	"Completion of incomplete IAY houses including Special Projects"
Slide 15	"Preparation for constructing PMAY-G houses against the target of 2019-20"
Slide 16	Plan of action for Solid and Liquid Waste Management
Slide 17	Proposed plan for one organic cluster
Slide 18	Proposed plan for one SAGY and one Rurban cluster
Slide 19	The overall physical and financial targets for the State under various Programmes
Slide 20	The Convergence Framework
Slide 21	The Monitoring arrangements
Slide 22	The timelines for saturation
Slide 23	Plan for redressal of Grievances at GP level itself
Slide 24	Key priorities under PMGSY

Annexure-II

Proposed dates for EC Meetings for approval of Annual Action Plans, State/ UT wise

Sl. No.	EC Dates proposed by PD	States/ UTs	Day
1	15-02-2019,	LAKSHADWEEP	Friday
2		MADHYA PRADESH	
3		PUNJAB	
4	18-02-2019,	ANDHRA PRADESH	Monday
5		ARUNACHAL PRADESH	
6		DADRA & NAGAR HAVELI	
7		TAMIL NADU	
8	19-02-2019,	BIHAR	Tuesday
9		DAMAN & DIU	
10		PUDUCHERRY	
11		UTTARAKHAND	
12	20-02-2019,	ANDAMAN and NICOBAR	Wednesday
13		HIMACHAL PRADESH	
14		KARNATAKA	
15	21.02.2019	ASSAM	Thursday
16		JHARKHAND	
17		RAJASTHAN	
18	22.02.2019	GUJARAT	Friday
19		JAMMU & KASHMIR	
20		MIZORAM	
21	25.02.2019	HARYANA	Monday
22		TRIPURA	
23		UTTAR PRADESH	
24	26.02.2019	CHHATTISGARH	Tuesday
25		MAHARASHTRA	
26		MANIPUR	
27		TELANGANA	
28	27.02.2019	GOA	Wednesday
29		NAGALAND	
30		SIKKIM	
31		WEST BENGAL	
32	28.02.2019	KERALA	Thursday
33		MEGHALAYA	
34		ODISHA	